




## Make Your Online Fundraising Center Do the Work for You!

Once you register, you will automatically be provided with your own personal Online Fundraising Center. Log in and encourage your friends, family and other contacts to visit your site, see what you are doing and make a donation on your behalf.

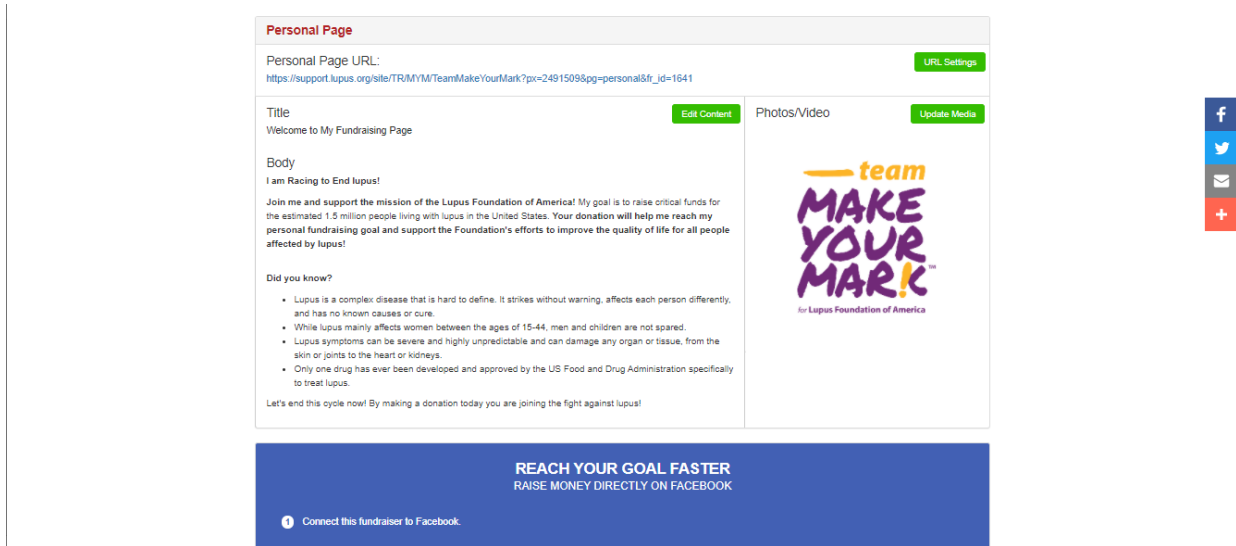
To log into your Online Fundraising Center, you need the username and password you set up when you registered for Team Make Your Mark.

Enter in to your Online Fundraising Center by logging in using the top far right yellow button.

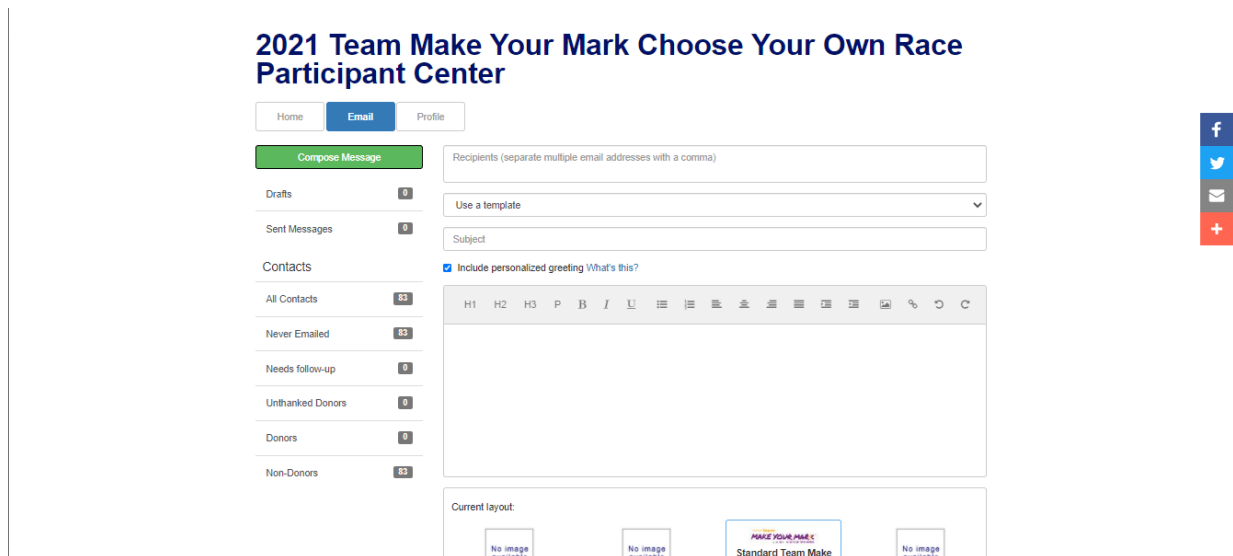


Once you've entered into your Online Fundraising Center, edit and update your Personal page tab.

Customize your personal page URL to make it easier for donors to find your page.

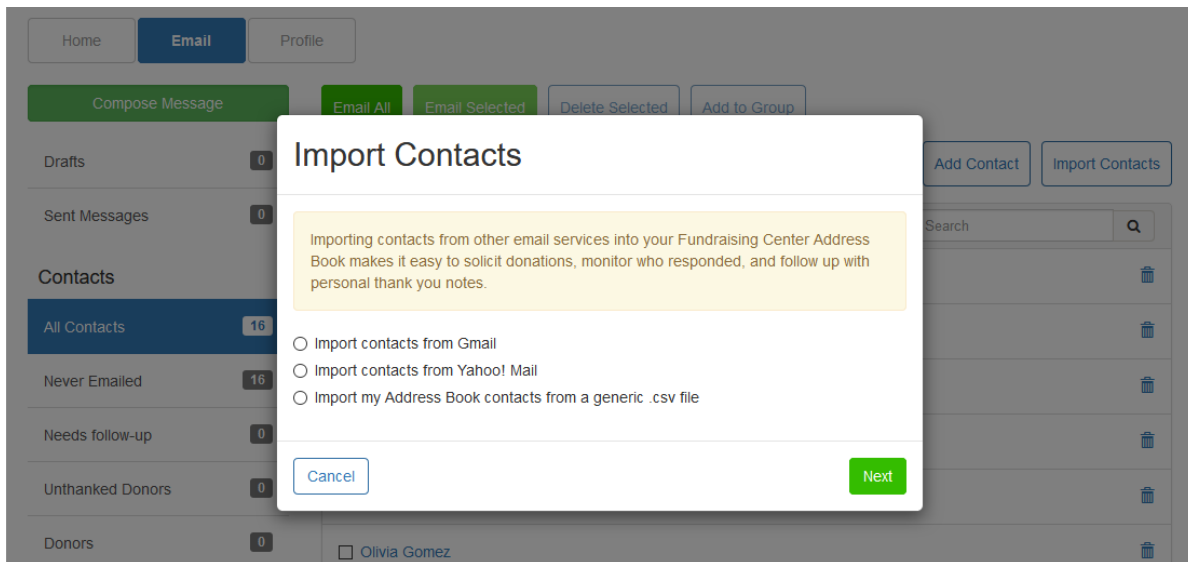


Now it's time to build your donor base. Send emails to friends, family and co-workers inviting them to donate. Use our templates or create your own.



Importing contacts from your personal email accounts into your Fundraising Center Address Book makes it easy to solicit donations, monitor who responded and follow up

with personal thank you notes. When importing your contacts, you can use Gmail, Yahoo, or you can upload a .csv file exported from another email client.



You are all set now! Share your personal url, post it on social media and send your emails!